



PRODUCT CATALOGUE





ABOUT US

Lekker Rubber is proudly South African, manufacturing high-quality liquid rubber coatings designed for roofs, walls, floors, ponds, and dams. Our products combine local craftsmanship with select international materials to deliver reliable, long-lasting protection tailored to regional conditions.

We support regional contractors with competitive pricing and flexible solutions while welcoming the general public. Whether you're a professional or a DIYer, we have the right product for your project—backed by expert advice and service.

Note: Reach out to us if you are a contractor, reseller or have a hardware store for your own pricing and discount program.

OUR VISION

To be South Africa's leading supplier of innovative, durable coating solutions for roofs, walls, floors, ponds, and dams—protecting properties and empowering communities.

OUR MISSION

Manufacture versatile, eco-friendly coating products optimized for South African climates and applications.

Provide excellent value and support to contractors and homeowners alike.

Contribute to sustainable development by supporting local businesses and communities.

Contact us today to learn more about our products and contractor programs.



BONDING LIQUID

Lekker Rubber Bonding Liquid is a fast-drying primer designed to enhance adhesion on a variety of surfaces including roofs, walls, floors, ponds, and dams. Ideal for use before applying any of our coatings, it ensures long-lasting performance and a stronger bond.



PRODUCT OVERVIEW

Bonding Liquid Adhesive improves adhesion and durability of Lekker Rubber coatings. Essential as a primer for porous or difficult surfaces, enhancing waterproofing and flexibility.



WHY USE LEKKER RUBBER

- **Strong Adhesion:** Ensures a solid bond between surfaces and the liquid rubber coating.
- **Surface Preparation:** Ideal for sealing porous surfaces like concrete, wood, and masonry.
- **Quick-Drying:** Dries quickly to save time during application.
- **Easy to Apply:** Suitable for use with a brush or roller.
- **Versatile Use:** Compatible with various surfaces, enhancing coating performance.



FINISH

ALL PRODUCTS ARE SABS and SANS TESTED

For in-depth or detailed technical data and test results,
kindly email us: admin@lekkerrubber.co.za



SURFACE PREPARATION

- Ensure surfaces are clean, dry, and free of dust, oils, and loose particles.
- Remove any flaking paint, moss, or algae.
- For porous surfaces (concrete, plaster, brick), make sure they are structurally sound and cured.
- Treat rust on metal surfaces before applying Bonding Liquid.



APPLICATION

- Apply with a brush or roller for even coverage.
- Use a spray for large flat surfaces if suitable equipment is available.
- Allow to dry completely before applying the main coating (usually 1–2 hours depending on conditions).
- Stir well before use.
- Do not dilute unless specified. Apply with a **brush or roller** for full coverage.
- For corners, seams, or repairs: use a **trowel or putty knife**.
- **Spraying is not recommended** due to the product's thick nature.
- Allow **minimum 6 hours drying** between coats (longer in cold/humid conditions).


m² COVERAGE


- Covers approximately **8–12 m² per litre** depending on surface porosity and texture — great coverage!
- Apply **one full coat** to ensure maximum adhesion.
- Avoid pooling; apply evenly.
- **Fast drying:** under 60 minutes at 23°C ambient temperature.




PREPARATION SERIES

ALL PRODUCTS ARE SABS and SANS TESTED.

 Bonding Liquid Adhesive improves adhesion and durability of Lekker Rubber coatings.

 Essential as a primer for porous or difficult surfaces, enhancing waterproofing and flexibility.

WATER- SEAL PONDS & DAMS



Waterseal is our premium bitumen-based coating specifically formulated for ponds, dams, water tanks, and water-holding structures. This ultra-flexible and extremely durable rubber membrane is built for full, long-term water exposure — no runoff needed.



PRODUCT OVERVIEW

Heavy-Duty Waterproofing for Full Water Immersion Areas. It forms a thick, waterproof seal over brick, concrete, screed, and similar porous substrates.



WHY USE LEKKER RUBBER

- Fully Waterproof – Designed for standing water & submerged surfaces
- Flexible & Crack-Resistant – Adapts to expansion, ground movement & temperature
- Long-Term Protection – Ideal for slow-drain or no-drain water zones
- Thick Application – Creates a rubberized barrier between surface and water
- Brush or Roller Friendly – Easy application, no spray needed



COLOURS

Grey, Dark Charcoal, Black

For in-depth or detailed technical data and test results,
kindly email us: admin@lekkerrubber.co.za




SURFACE PREPARATION

- Clean thoroughly: remove dirt, moss, oils, and flaking paint.
- For concrete, brick, or stone: ensure surfaces are **completely dry** and free from dust.
- Highly porous areas should be **primed with Lekker Bonding Liquid**.
- On metal: **treat rust** and use a suitable primer before application.
- Fill cracks or joints with flexible filler or waterproofing tape before coating.

APPLICATION


- Apply with a **brush or roller** for full coverage.
- For corners, seams, or repairs: use a **trowel or putty knife**.
- **Spraying is not recommended** due to the product's thick nature.
- Allow **minimum 6 hours drying** between coats (longer in cold/humid conditions).


m² COVERAGE

- **General surface areas:** 2–4 m² per litre per coat depending on texture.
- **Highly absorbent or uneven surfaces** may reduce coverage.
-  Apply **minimum 3 coats** or ensure a **total thickness of 2–3mm** for:
 - Ponds, dams, or tanks holding more than 1000L
 - Areas under constant ponding or immersion

WATERPROOFING SERIES

ALL PRODUCTS ARE SABS and SANS TESTED.

 Waterseal is engineered for **permanent water exposure**, making it ideal for ponds, dams, reservoirs, and water features.

 Offers long-lasting flexibility, adhesion, and **100% waterproof protection** even under pressure and movement.

RUBBER FLOOR HEAVY DUTY



Rubber Floor is a reinforced bitumen-based coating designed for tough, long-term use in garages, storerooms, workshops, and general high-traffic zones. It provides a resilient, rubberized finish that helps resist water abrasion, impact and general wear.



PRODUCT OVERVIEW

Ideal for most surface types, roofs and floors, roof & wall joints, wall cracks, joints, corners, bad nails, box gutters, and heavy leak zones, ridges, valleys, cement floors, chimneys etc.



WHY USE LEKKER RUBBER

- Heavy-Duty Floor Rubber – Built to endure daily foot traffic and light machinery
- Highly Flexible – Won't crack or flake under pressure
- Impact-Resistant – Absorbs shocks, scuffs, drops
- Thick Membrane – Built for abuse
- Easy Application – Brush, roller, or rubber squeegee friendly

For in-depth or detailed technical data and test results,
kindly email us: admin@lekkerrubber.co.za




SURFACE PREPARATION

- Clean surface thoroughly: remove dust, grease, old paint, and debris.
- Surface must be **dry, stable, and free of contaminants**.
- For porous or raw cement surfaces: apply **Lekker Bonding Liquid** first.
- On metal: **treat any rust** and prime if necessary.
- Fill cracks and joints before application using appropriate fillers.
- Floors must be structurally sound with no rising damp issues, do not soak the floor upon washing, if so, kindly let dry for minimum 72-hours to avoid moisture in floor.

APPLICATION


- Apply using a, **squeegee, brush or heavy-duty roller**.
- For best results and evenness, a **notched trowel** may be used.
- **Spraying is not advised** due to high viscosity.
- Stir thoroughly before use and apply in **2 to 3 coats**.
- Allow each coat to dry completely (minimum **6–12 hours** depending on conditions).
- Avoid foot traffic until fully cured.


m² COVERAGE

- **2–4 m² per litre per coat**, depending on floor texture and porosity.
- Rough or unfinished surfaces absorb more product.
-  For industrial or high-traffic areas:
 - Apply **minimum 2-3 coats**, or aim for **2-3mm total thickness** for durability.

FLOOR COATING

ALL PRODUCTS ARE SABS and SANS TESTED.

 **RubberFloor** is designed for **tough environments** – garages, workshops, balconies, storage areas, and walkways.

 Delivers excellent **abrasion resistance**, waterproofing, and **non-slip texture** once cured.

BLACK STUFF WATER- PROOFING



Our heaviest-duty waterproofing product in the Lekker Rubber Liquid Rubber Range, specially formulated for stagnant water zones, corners, and rough surfaces. Bitumen-based for extreme durability, this coating is highly flexible, super thick, and built to seal areas where normal rubber can't.



PRODUCT OVERVIEW

Ideal for most surface types, roofs and floors, roof & wall joints, wall cracks, joints, corners, bad nails, box gutters, and heavy leak zones, ridges, valleys, cement floors, chimneys etc.



WHY USE LEKKER RUBBER

- Built for Abuse – Perfect for hard-hitting areas like bolt heads, nails, overlaps, and corners.
- Ultra-Thick Protection – Bitumen-based formula creates a tough, flexible barrier where it's needed most.
- Ponding & Standing Water Ready – For ponding, long-standing water exposure, small dips in roofs etc
- Versatile Use – Ideal for detail work, cracks, flashing, gutters, joints, and roof laps.
- Bonds to Almost Anything – Excellent adhesion to metal, concrete, tiles, wood, and more.

For in-depth or detailed technical data and test results,
kindly email us: admin@lekkerrubber.co.za




SURFACE PREPARATION

- Clean the surface thoroughly: remove dust, grease, loose debris, algae, or previous failed coatings.
- For metal surfaces, **remove any rust** and apply a suitable metal primer.
- Ensure the area is completely dry before application.
- On very porous or absorbent surfaces (e.g., raw concrete or brick), consider applying Lekker Bonding Liquid to promote better adhesion.

APPLICATION



- **Brush or trowel** for detailed spot applications like joints, cracks, lap seams, bolt heads, roof screws, and flashing.
- For larger areas or flat surfaces, use a **roller** to apply evenly.
- Do **not spray**, as the high viscosity of bitumen makes it unsuitable for spray equipment.
- Recoat time: allow at least 4–6 hours between coats depending on weather.

m² COVERAGE

- Coverage is approximate due to varied usage:
 - **Spot repairs & detailing:** ~1–2 m² per litre.
 - **Larger surface applications:** ~3–5 m² per litre, depending on substrate texture and absorption.
-  Always apply **two coats** for best waterproofing performance—especially in highrisk or ponding areas.

WATERPROOFING SERIES

ALL PRODUCTS ARE SABS and SANS TESTED

-  Suitable for full ponding or standing water in smaller or critical areas.
-  For large surface ponding zones, we recommend using WaterSeal by Lekker Rubber, which is purpose-built for dams, tanks, ponds, and long-term water exposure.

ROOF & WALL RUBBER PAINT



Paint your roof, walls, or gutters with our flexible styrene acrylic rubber paint made for everyday DIY purposes! It's tough like waterproofing, but applies like paint - **Smooth finish, 5 Year protection, DIY friendly!**



PRODUCT OVERVIEW

- Rubberised Paint for roofs, walls and more (non-ponding & non-flat surfaces)
- Basic Water Resistant Properties for sloped surfaces.
- Highly Flexible to withstand movement, surface tension & weather related impacts.
- Styrene Acrylic Water Based product for ease of use.



WHY USE LEKKER RUBBER

ADHESION

Designed for easy use, with excellent adhesion when paired with our Bonding Liquid Adhesive as the prep coat.

WATERPROOF

Offers reliable waterproof protection for non-flat and non-ponding surfaces. Perfect for small projects or occasional use.

FLEXIBLE

Maintains flexibility to prevent cracking from minor movements or temperature changes.

DURABLE

Provides dependable, weather-resistant protection for up to 5 years.



COLOURS

Dark Charcoal, Charcoal, Light Grey, Flame Heart Red, Clayfire Terracota, Obsidian Black, Polar ice White, Chocolate Brown, Green, Yellow.

For in-depth or detailed technical data and test results,
kindly email us: admin@lekkerrubber.co.za





- Ensure surfaces are **clean, dry, and free of dust, oils, and loose particles**.
- Remove any flaking paint, moss, or algae.
- For porous surfaces (concrete, plaster, brick), ensure they are **structurally sound and fully cured**.
- **Treat rust on metal surfaces** before application for optimal adhesion.
- Repair any cracks or damaged areas before coating.



APPLICATION

- Apply with **brush, roller, or spray** depending on surface size and complexity.
- Spray provides the best coverage, roller slightly less, and brush/hand application the least.
- Apply **two coats** to ensure complete and durable coverage.
- Allow proper drying time between coats (usually 2–4 hours depending on conditions).
- Stir product well before use and do not dilute unless specified.

m² COVERAGE

- Coverage varies by roof type and application method:
 - Spray: **6–10 m² per litre**
 - Roller: Approx. **10% less** than spray
 - Hand brush: Approx. **10% less** than roller
- Coverage is generally lower on **porous or worn surfaces** like old tiles, and higher on smooth metal roofs.
- Two coats recommended for best waterproofing and flexibility.



ROOF & WALL SERIES

ALL PRODUCTS ARE SABS and SANS TESTED.

Lekker Rubber Roof & Wall Series offers excellent adhesion, waterproofing, flexibility, and durability for roofing and wall surfaces. Use with our Bonding Liquid Adhesive for best results. **Note: NOT RECOMMENDED FOR AREAS WHERE WATER IS LONGSTANDING**

ROOF & WALL RUBBER PAINT



Protect roofs, walls and guttera with our strongest acrylic rubber paint yet! **Built for harsh conditions and maximum lifespan - Ultra-durable, smooth to apply and backed by a 15 Year Guarantee!**



PRODUCT OVERVIEW

- Rubberised Paint for roofs, walls and more (non-ponding & non-flat surfaces)
- Basic Water Resistant Properties for sloped surfaces.
- Highly Flexible to withstand movement, surface tension & weather related impacts.
- Pure Acrylic Water Based product for ease of use.



WHY USE LEKKER RUBBER

ADHESION

Maximum-strength adhesion when combined with our Bonding Liquid Adhesive, ensuring a flawless bond.

WATERPROOF

Delivers ultimate waterproofing for demanding conditions, excluding continuous ponding appli. Ideal for industrial or large-scale projects.

FLEXIBLE

Superior flexibility to withstand significant movement and extreme temperature changes.

DURABLE

Premium-grade durability offering 15 years of protection against harsh weather, UV damage, and wear



COLOURS

Dark Charcoal, Charcoal, Light Grey, Flame Heart Red, Clayfire Terracota, Obsidian Black, Polar ice White, Chocolate Brown, Green, Yellow.

For in-depth or detailed technical data and test results, kindly email us: admin@lekkerrubber.co.za





- Ensure surfaces are **clean, dry, and free of dust, oils, and loose particles**.
- Remove any flaking paint, moss, or algae.
- For porous surfaces (concrete, plaster, brick), ensure they are **structurally sound and fully cured**.
- **Treat rust on metal surfaces** before application for optimal adhesion.
- Repair any cracks or damaged areas before coating.

APPLICATION

- Apply with **brush, roller, or spray** depending on surface size and complexity.
- Spray provides the best coverage, roller slightly less, and brush/hand application the least.
- Apply **two coats** to ensure complete and durable coverage.
- Allow proper drying time between coats (usually 2–4 hours depending on conditions).
- Stir product well before use and do not dilute unless specified.

m² COVERAGE

- Coverage varies by roof type and application method:
 - Spray: **6–10 m² per litre**
 - Roller: Approx. **10% less** than spray
 - Hand brush: Approx. **10% less** than roller
- Coverage is generally lower on **porous or worn surfaces** like old tiles, and higher on smooth metal roofs.
- Two coats recommended for best waterproofing and flexibility.

ROOF & WALL SERIES

ALL PRODUCTS ARE SABS and SANS TESTED.

Lekker Rubber Roof & Wall Series offers excellent adhesion, waterproofing, flexibility, and durability for roofing and wall surfaces. Use with our Bonding Liquid Adhesive for best results. **Note: NOT RECOMMENDED FOR AREAS WHERE WATER IS LONGSTANDING**

ROOF & WALL RUBBER PAINT



Paint your roof, parapets or exterior walls with our tougher pure acrylic rubber paint! **Designed for stronger protection and longer lifespan - smooth finish, 8 Year protection, contractor approved!**



PRODUCT OVERVIEW

- Rubberised Paint for roofs, walls and more (non-ponding & non-flat surfaces)
- Basic Water Resistant Properties for sloped surfaces.
- Highly Flexible to withstand movement, surface tension & weather related impacts.
- Pure Acrylic Water Based product for ease of use.



WHY USE LEKKER RUBBER

ADHESION

Professional-grade adhesion with superior results when used with our Bonding Liquid Adhesive.

WATERPROOF

Guarantees enhanced waterproof protection for various surfaces, excluding constant ponding. Suitable for medium to large projects.

FLEXIBLE

Advanced flexibility to accommodate structural movements and temperature fluctuations.

DURABLE

Built for long-lasting, 8-year warranty against weather, UV rays, and wear.



COLOURS

Dark Charcoal, Charcoal, Light Grey, Flame Heart Red, Clayfire Terracotta, Obsidian Black, Polar ice White, Chocolate Brown, Green, Yellow.

For in-depth or detailed technical data and test results,
kindly email us: admin@lekkerrubber.co.za





SURFACE PREPARATION

- Ensure surfaces are **clean, dry, and free of dust, oils, and loose particles**.
- Remove any flaking paint, moss, or algae.
- For porous surfaces (concrete, plaster, brick), ensure they are **structurally sound and fully cured**.
- **Treat rust on metal surfaces** before application for optimal adhesion.
- Repair any cracks or damaged areas before coating.

APPLICATION

- Apply with **brush, roller, or spray** depending on surface size and complexity.
- Spray provides the best coverage, roller slightly less, and brush/hand application the least.
- Apply **two coats** to ensure complete and durable coverage.
- Allow proper drying time between coats (usually 2–4 hours depending on conditions).
- Stir product well before use and do not dilute unless specified.

m² COVERAGE

- Coverage varies by roof type and application method:
 - Spray: **6–10 m² per litre**
 - Roller: Approx. **10% less** than spray
 - Hand brush: Approx. **10% less** than roller
- Coverage is generally lower on **porous or worn surfaces** like old tiles, and higher on smooth metal roofs.
- Two coats recommended for best waterproofing and flexibility.

ROOF & WALL SERIES

ALL PRODUCTS ARE SABS and SANS TESTED.

Lekker Rubber Roof & Wall Series offers excellent adhesion, waterproofing, flexibility, and durability for roofing and wall surfaces. Use with our Bonding Liquid Adhesive for best results. **Note: NOT RECOMMENDED FOR AREAS WHERE WATER IS LONGSTANDING**